









PLUMBING FIXTURE SCHEDULE

TAG	ITEM	DESCRIPTION	W	V	CW	HW	DESCRIPTION
L-1		LAVATORY COUNTERTOP	1 1/2"	1 1/2"	1/2"	1/2"	KOHLER #K-2214, "ADENA", 12" X 18" VITREOUS CHINA, WALL HUNG WITH CONCEALED ARM CARRIER, WHITE, 4" CENTER FAUCET DRILLING. MOEN MODEL 8886, 2-HANDLE ADA METERING FAUCET, CHROME PLATED SOLID BRASS CONSTRUCTION, 4" CENTERSET METERING FAUCET, VANDAL RESISTANT, 5 TO 60 SECOND CYCLE ADJUSTMENT, 0.5 GPM MAXIMUM FLOW RATE. WATTS MODEL WHT-115 HIGH TEMPERATURE SHUTOFF DEVICE INSTALLED UPSTREAM OF HOT WATER STOP VALVE. KOHLER #K-13885 GRID STRAINER AND OFFSET TAILPIECE. ANGLE SUPPLIES WITH STOPS 1-1/4" P-TRAP.
S-1		SINK	1 1/2"	1 1/2"	1/2"	1/2"	JUST #SLF-2125-A-GR, 25" X 21" X 8" DEEP, 18 GAUGE SINGLE-COMPARTMENT, 3 HOLE, STAINLESS STEEL, SELF-RIMMING. MOEN MODEL 8248 GOOSENECK SWING SPOUT FAUCET WITH 4" BLADE HANDLES, BRASS CONSTRUCTION WITH CHROME PLATED FINISH, 3 HOLES AT 4" CENTERS, 5-1/4" SPOUT REACH, ELKAY #LK35 STRAINER WITH TAILPIECE. ANGLE SUPPLIES WITH STOPS, 1-1/2" P-TRAP.
S-2		TRIPLE SINK	1 1/2"	1 1/2"	1/2"	1/2"	ELKAY #EWMAT220C, 72" X 28" X 8" DEEP, 14 GAUGE STAINLESS STEEL, 1/4" RADIUS COVERED CORNERS, 1-1/2" INWARD SLOPING TOP CHANNEL RIMS WITH 2" FLAT APRON, FULL LENGTH 10" HIGH BACKSPASH, CHICAGO 540-LDDJ24BCP MANUAL SWING SPOUT FAUCET, 24" DOUBLE SWING, 8" BODY, WRIST BLADE HANDLES, ELKAY #LK-188 GRID STRAINER WITH 1-1/2" TAILPIECE. ANGLE SUPPLIES WITH STOPS, 1-1/2" P-TRAP.
WC-1		WATER CLOSET	4"	2"	1/2"	-	AMERICAN STANDARD "CADET PRO RIGHT HEIGHT" 215AA, 104 FLOOR MOUNT VITREOUS CHINA, ELONGATED BOWL, CLOSE-COUPLED, REVERSE TRAP TOILET, 12 INCH ROUGH IN, ACTUATORS SHALL BE ON THE WIDE SIDE OF THE STALL, 1.28 GALLONS PER FLUSH, CADET FLUSHING SYSTEM, WATER SUPPLY TO BE AT 10" ABOVE FLOOR. BEMIS 1500CT OPEN FRONT SEAT.
FD-1		FLOOR DRAIN	2"	2"	-	-	FLOOR DRAINS FOR FINISHED SPACES, CAST IRON BODY, NICKEL BRONZE ADJUSTABLE STRAINER, ROUND TOP, ZURN ZN-415-B, PROVIDE P-TRAP AND TRAP PRIMER CONNECTION.
WH-1		WALL HYDRANT	-	-	3/4"	-	WALL HYDRANT, AUTOMATIC DRAINING, NON-FREEZE TYPE, COMPLETE WITH INTEGRAL VACUUM BREAKER, INTEGRAL SERVICE SHUT-OFF VALVE, DUAL CHECK VALVE, AND STAINLESS STEEL BOX, 3/4" INLET, 3/4" HOSE END OUTLET, LOOSE KEY HANDLE, JAY R. SMITH FIGURE 5515.
TD-1		TRENCH DRAIN	2"	2"	-	-	JR SMITH 9930 SERIES ENVIRO-FLOW TRENCH DRAIN, 39.38"L, x 8" W., POLYPROPYLENE TRENCH AND GALVANIZED STEEL GRATE, END CAPS, 2" WASTE CONNECTION, PROVIDE P-TRAP AND TRAP PRIMER CONNECTION.
TP-1		TRAP PRIMER	-	-	1/2"	-	MULTIPLE TRAPS; PRECISION PLUMBING PRODUCTS MINI-PRIME MPB500-115V.

ELECTRIC WATER HEATER SCHEDULE

EQUIP. NO.	AREA SERVED	TYPE	TEMPERATURE RISE @ 0.5 GPM	WATER CONN.	CONNECTION CONFIG.	ELEMENT KW	VOLTS	PHASE	MFR/MODEL
HWT-1	SPACE 4 RESTROOM	POINT-OF-USE	48	3/8"	TOP	3.5	240	1	EEMAX SP-35
HWT-2	ART ROOM SINK	POINT-OF-USE	48	3/8"	TOP	3.5	240	1	EEMAX SP-35
HWT-3	COMMUNITY RESTRM	POINT-OF-USE	48	3/8"	TOP	3.5	240	1	EEMAX SP-35

Client: Port of Columbia

Address of Property: BMS Building #2

700 Artisan Way

Dayton, WA 99328

Drawn by: Freddy Vega

PLUMBING PLAN

Project number **Project Number**

Date **Issue Date**

Drawn by **Author**

A1014C

Scale 3/32" = 1'-0"